


Possible Progeny


Sketching Reproductive Results

Name _____


Mitotic Parent Cell




Mitotic Daughter Cells




Meiotic Parent Cell
(in this case... an oocyte)



Gamete (s?)




Fertilization/Zygote Formation




(x2?)
TURN
OVER

Blastocyst (*undifferentiated ball of mitotic 'stem' cells a short time after fertilization*)




Twinning

Identical




vs.

Fraternal
(dizygotic twins)



Blastocyst Cleavage
(pregastrulation – tissue formation)



Identical
(monozygotic twins)

